INVGU

User's Manual

3000VA



Uninterruptible Power System

V:4257-0656

Front panel indicators

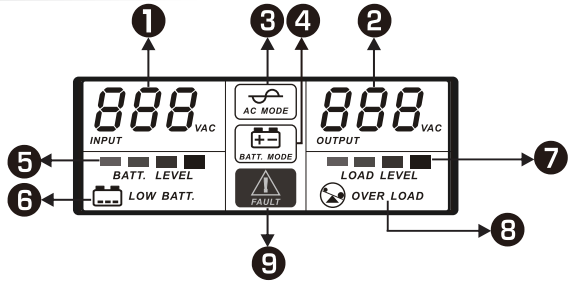

1.Input voltage
2.Output voltage
3.AC mode(UPS in AVR mode,this LCD symbol flashes)
4.Battery mode(when AC input voltage is abnormal,this LCD symbol lights)
5.Battery level (Battery capability)
6.Low battery (when battery voltage is low, this LCD symbol flashes)
7.Load level (Load percent)
8.Over load (when there is output over loading, this LCD symbol flashes)
9.Fault mode(this LCD symbol lights when UPS in fault mode,such as output shorted,over charge,over load)

Audible alarm indicator

Backup Mode	Alarm every 10 seconds
Battery low	Alarm every 1 second
Overload	Alarm every 0.5 seconds
Fault	Continuous sounding

Installation Procedure

Turn ON the AC source and switch ON the UPS ON/OFF switch.
Charge UPS battery for 12 hours when plugged into AC source for first time.
Connect the AC plug of UPS into an AC source.

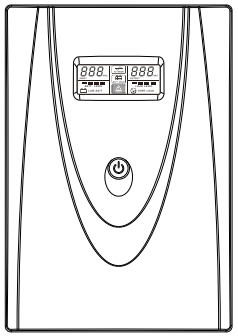

Front Panel



Rear Panel

Specifications

Ratings

Capacity	3000VA

Input

AC input voltage (rating)	230 Vac
Input frequency (rating)	50/60Hz

Output

AC output voltage (rating)	230 Vac
AC output voltage tolerance	±10%(battery mode)
Output frequency (rating)	50/60Hz
Output frequency stability	±1Hz (battery mode)
Output waveform	Simulated sine wave (battery mode)
Power factor	0.6
Transfer time	Typical 4-8ms

Batteries

Nominal voltage (Vdc):	48
Number x capacity (Ah) of batteries	4x9
Type	12V (sealed lead acid, maintenance free)
Battery recharge time for 90% capacity (hours, approximation)	6-8 hours
Autonomy: runtime in minutes	7 to 20mins(depending on load)

General

Dimensions of machine (hxwxd, mm)	211.7x145x436
Enclosure / protection	IP20

Environment

Safety	EN62040-1
EMC	EN62040-2
Ambient temperature	0-40℃
Sound at 1 meter	< 55 dB
Humidity	0-90%